

BLUE SERIES BOAT RAMP WINCHES AM2026B "BIG BROTHER" WINCH

This compact, versatile and rugged winch is designed specifically for hauling. It is ideally suited for applications such as boat ramps.

SPECIFICATIONS

Ratio	126:1
Average Line Speed	4.6 m/min
Capacity	7,000 kg on a wheeled trailer up a 12 ½° ramp
Weight	110 kg

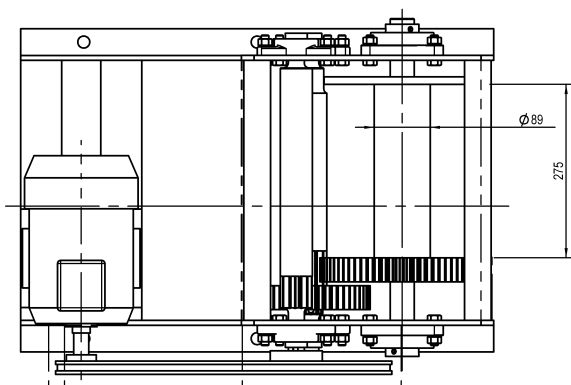


STANDARD FEATURES

- Steel machine cut gear train
- 1.7 kW 240V Australian made CMG motor
- Plugs into a standard 10 amp power point
- Automatic fail safe brake
- Greaseable bearings
- Forward and reverse pendant control, 3m lead and 3 pin plug
- 30m x Ø8mm wire rope (Max capacity of the drum is 70m of Ø8mm rope)
- Optional 24V pendant control
- Optional remote control

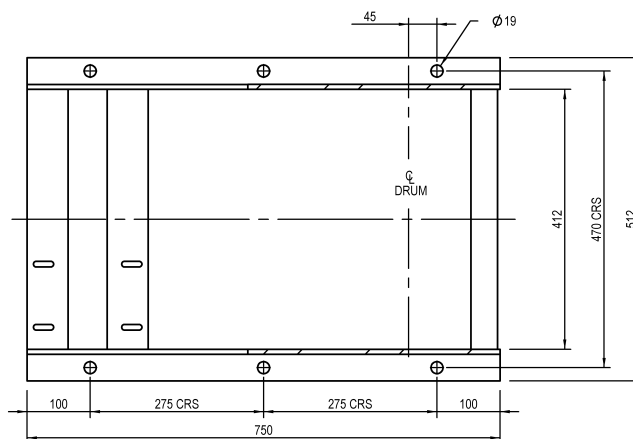
**PROUDLY MADE IN
AUSTRALIA
FULL 2 YEAR WARRANTY**



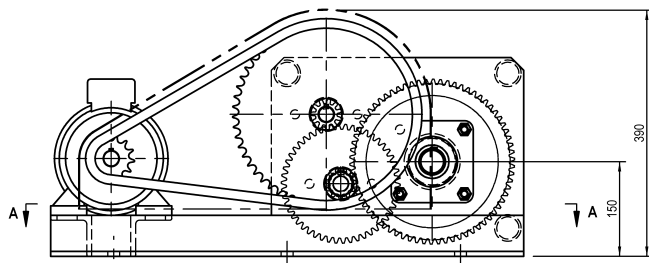
This winch features a precision machined, high efficiency gear train for long service and reliability.



GUARD OUTLINE



SECTION A-A
MOUNTING DETAIL



QUICK GUIDE TO BLUE SERIES WINCHES

SLOPE Ramp Gradient		MODEL AM1026B	MODEL AM2026B
1:12	5°	8,000 kg	15,000 kg
1:4.5 *	12.5°	3,600 kg	7,000 kg
1:3.75	15°	3,000 kg	5,750 kg
1:2	27°	1,800 kg	3,600 kg

* Standard boat ramp angle

Note: Figures based on a rolling load over a smooth surface

Your Winch Industries Distributor is:



Winch Industries Pty Ltd
2 Coin Street
Moorooka Qld 4105
PO Box 206
Acacia Ridge Qld 4110
Ph: (07) 3875 1568
Fx: (07) 3277 4316
www.winch.com.au